

# JOSKIN

EN

MUCK SPREADER RANGE



[www.joskin.com](http://www.joskin.com)

**"SPREADING IN THE WIDE SENSE"**

# THE JOSKIN QUALITY: 6 Keys to Success



Production site (Belgium)

## Strength of EXPERIENCE

FOUNDED IN 1968, the JOSKIN family business became A LEADER in the design and manufacture of agricultural machines. SPREAD OVER BELGIUM, POLAND AND FRANCE on a total surface area of almost 150,000 m<sup>2</sup>, the JOSKIN production sites are EXPORTING TO MORE THAN 60 COUNTRIES.



## TECHNICAL SKILLS within

VERY MODERN AND HIGHLY PRECISE TECHNIQUES are used: dynamic 3D simulation, automated lasers, folding presses, high tensile steel, hot-dip galvanization, automated continuous weldings.



## Buy with CONFIDENCE



See conditions on [www.joskin.com](http://www.joskin.com)





Technical Centre (Poland)



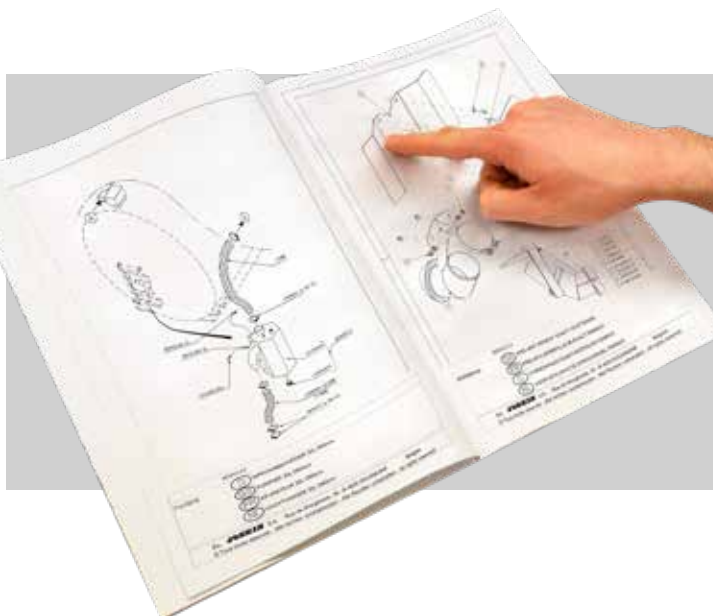
## RESEARCH and DEVELOPMENT

JOSKIN has its own industrial design offices and 3D static and dynamic engineering software. The production is standardized as much as possible in order to ensure a precise manufacturing and a deadline compliance, while proposing hundreds of options! Our technicians and dealers are constantly trained in our technical centres.



## At the SERVICE of our customers

Our great strength: the AVAILABILITY OF SPARE PARTS at any time and anywhere. Thanks to our permanent stocks, we send your parts as quickly as possible. The JOSKIN dealers undertake to have a stock of the most important spare parts of the machines.



## Individualized PARTS book

The PARTS BOOK and the USER'S MANUAL are provided in your language when purchasing a machine. The parts book includes drawings and references of the components mounted on your machine. Even years later, spare parts can be ordered efficiently!

## Muck Spreader Range

### ADVANCED TECHNIQUE

The steel processing knowledge and the material choice are essential. Special steel types with high tensile limit allow to reduce – or even remove – the crosspieces and side reinforcements. Vehicles are in this way lighter, stronger and benefit from clear and elegant lines. The steel sheets are processed by modern tools like a 8 m laser cutting table, a 8.2 m folding press with digital control and automatic folding angle correction device (making sure the steel plate is evenly folded on the whole length), 8 m welding robots, etc.



Lathe with digital control



Welding robot



Laser cutting table



Folding machine with digital control




### MANUFACTURING THE SPREADERS

At JOSKIN, there is not one winning solution, but well as many as different requests; that is why each spreader is manufactured individually with standardized components.

During the manufacture, a special attention will be paid to your future machine. Just like all JOSKIN products, the muck spreaders benefit from an optimal surface treatment: cleaning by shot-blasting, Ester Epoxy finishing coating and thermal drying. Since JOSKIN galvanizes its machines in its factory, muck spreaders can also possibly be galvanized for a maximal protection against corrosive matters.



Manual welding



Hot galvanizing bath (inside and outside)



# WIN PACK

## "Win Pack" Advantages

To combine quality manufacturing and shortened delivery time, JOSKIN proposes WIN PACK machines. They are:

- reliable and of high quality thanks to the standardized manufacturing process;
- adapted to your farm and affordable;
- in stock or rapidly available;
- fitted with pieces of equipment that were tested in real working conditions;
- modular given the many options.



# APPROPRIATE STRUCTURE

## Unique Design of the JOSKIN Muck Spreaders

### Models:

- SIROKO
- FERTI-CAP
- TORNADO3 - TORNADO3 HORIZON
- FERTI-SPACE 2 - FERTI-SPACE 2 HORIZON
- FERTI-CARGO



### MADE BY JOSKIN

The standardization offers possibilities to uniformize designs and to make more profitable production techniques. Modern and high quality spreading and transport technologies are made affordable to most customers.

All spreaders of the JOSKIN range have a large standard equipment:

- beaters with folded spirals for intense splitting and a large spreading width;
- drive shaft and reinforced P.T.O.-shaft;
- control of the moving floor drive by regulator with constant pressure;
- moving floor with shipping chain with grade 80 (the highest grade in traction chains currently existing);
- easy to reach floor tensioner located outside the body and compensation spring for the adjustment;
- hitching suspension with parabolic leaves (hydraulic suspension on Tandem model).

These pieces make JOSKIN muck spreaders very easy to use and ensure a better working comfort to the users.



Hitching suspension with parabolic leaves



Floor tensioner



Shipping chains - bolted moving floor











The jigs used in the factory ensure precision and rapidity during the manufacturing process





## SPREADER RANGE

	Model	Vol.	Illustration	Specifications		
<b>VERTICAL BEATERS</b>						
<b>Flow between 5 and 50 t/ha</b> HEAVY MANURE	<b>TRACTOR &lt; 130 HP</b>	<b>SIROKO</b>	8/13 M <sup>3</sup>		<ul style="list-style-type: none"> <li>Narrow body</li> <li>Low centre of gravity</li> <li>Large wheels</li> <li>Standard galvanized</li> </ul>	P. 8
		<b>FERTI-CAP</b>	9/12 M <sup>3</sup>		<ul style="list-style-type: none"> <li>Wide body</li> <li>Wheels under the body</li> <li>Standard galvanized</li> </ul>	P. 10
	<b>TRACTOR &gt; 130 HP</b>	<b>TORNADO3</b>	11/24 M <sup>3</sup>		<ul style="list-style-type: none"> <li>Narrow body</li> <li>Machine with very high capacity</li> <li>Low centre of gravity</li> <li>Large wheels</li> </ul>	P. 9
		<b>FERTI-SPACE 2</b>	15/25 M <sup>3</sup>		<ul style="list-style-type: none"> <li>Wide body</li> <li>Machine with very high capacity</li> <li>Wheels under the body</li> <li>Double moving floor</li> </ul>	P. 11
		<b>FERTI-CARGO</b>	16/25 M <sup>3</sup>		<ul style="list-style-type: none"> <li>Interchangeable body</li> <li>Universal chassis</li> </ul>	P. 17
<b>SPREADING TABLE</b>						
<b>Flow between 3 and 15 t/ha</b> UNIVERSAL PRODUCTS	<b>TRACTOR &gt; 130 HP</b>	<b>TORNADO3 HORIZON</b>	14/16 M <sup>3</sup>		<ul style="list-style-type: none"> <li>Lowered and sturdy body</li> <li>Precise spreading</li> <li>Low center of gravity</li> <li>Large wheels</li> </ul>	P. 14
		<b>FERTI-SPACE 2 HORIZON</b>	15/25 M <sup>3</sup>		<ul style="list-style-type: none"> <li>Wide body</li> <li>Fine and precise distribution</li> <li>Double moving floor</li> </ul>	P. 15
		<b>FERTI-CARGO HORIZON</b>	16/25 M <sup>3</sup>		<ul style="list-style-type: none"> <li>Interchangeable body</li> <li>Universal chassis</li> </ul>	P. 17

# SIROKO

## Lowered Narrow Body for Quality Spreading




### GENERAL POINTS

The JOSKIN SIROKO spreader with lowered galvanized body is remarkable in many ways: its innovative design makes maintenance much easier. The cross-suspension hitching and the large dimensions of the wheels provide it with an excellent stability both when working and on the road. Its body in HLE 550 high tensile steel is made up of successive foldings and has a rectangular upper strip. The side walls of 850 mm, 1,090mm or 1,340 mm high offer a load capacity from 5 m<sup>3</sup> to 14.17 m<sup>3</sup>. According to the product, the two beaters with folded spirals split and spread from 7 to 10 m away per row.



### TRANSMISSION

The transmission is protected by elastic couplings between the boxes (1).



### SPECIFICATIONS

Hitching suspension	Cross-suspension with parabolic leaves
Moving floor	2 Ø 14 mm shipping chains
Vertical beaters	2 spiral beaters: Ø 820 mm / 1,487 mm high (model 4008) Ø 820 mm / 1,864 mm high (models 4010 and 5010) Ø 900 mm / 2,160 mm high (models 5013 and 5513)
Teeth	Removable in HARDOX 450 steel (80 x 6 mm)
Discs	Ø 829 mm with retractable blades
Drive	1,000 rpm
Rotation speed of the beaters	423 rpm

NB: the technical specifications of the SIROKO 4008/8V are totally different from the rest of the range.

### SIROKO MODELS<sup>(1)</sup>


	Off-road payload	Inner body dimensions (m)			Body volume before door	Manure volume before door	Manure volume up to beaters	Axle: □ (mm) - track (mm) - studs	Brakes (mm)
		Length before door	Length up to beaters	Width	Height				
NEW S4008/8V	8 t	4.15	4.65	1.45	0.85	5 m <sup>3</sup>	7.7 m <sup>3</sup>	8.1 m <sup>3</sup>	ADR 100x2000-10S 400 x 80
S4010/9V	9 t	4.18	4.67	1.45	1.09	6.44 m <sup>3</sup>	8.41 m <sup>3</sup>	9.40 m <sup>3</sup>	ADR 100x2000-10S 400 x 80
S5010/11V	11 t	5.21	5.70	1.45	1.09	8.10 m <sup>3</sup>	10.56 m <sup>3</sup>	11.55 m <sup>3</sup>	ADR 130x2100-10S 406 x 120
S5013/12V	12 t	5.05	5.54	1.45	1.34	9.43 m <sup>3</sup>	11.78 m <sup>3</sup>	12.96 m <sup>3</sup>	ADR 130x2100-10S 406 x 120
S5513/13V	13 t	5.50	5.99	1.45	1.34	10.40 m <sup>3</sup>	12.98 m <sup>3</sup>	14.17 m <sup>3</sup>	ADR 130x2100-10S 406 x 120

<sup>(1)</sup> The first 2 figures refer to the average length, the next 2 ones to the average height and the last ones to the manure volume before the door.



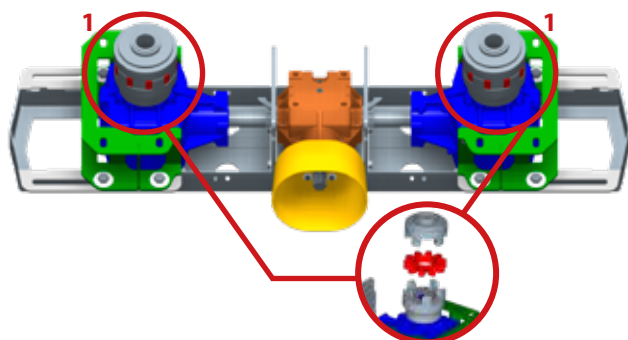
# TORNADO3

## Muck Spreader with Lowered Narrow Body for Intensive Work



### TRANSMISSION

The transmission is protected by elastomer couplings between the boxes and the beaters (1) that will absorb shocks and therefore increase the lifespan of these boxes.



### SPECIFICATIONS

Hitching suspension	Cross-suspension with parabolic leaves
Moving floor	2 Ø 16 mm shipping chains
Vertical beaters	Ø 1,010 mm, depending on model from 1,770 mm to 2,220 mm high with 4 to 7 folded spirals
Teeth	Removable in HB 400 high tensile steel (80 x 12 mm)
Discs	Ø 1,100 mm with retractable blades - option discs with 3 blades
Drive	1,000 rpm
Rotation speed of the beaters	445 rpm

### GENERAL POINTS

The TORNADO3 is also a muck spreader with lowered narrow body in HLE steel and wheels with a large diameter as well. Its high capacities and sturdiness are ensured by its body made up of successive foldings and by a side reinforcing post.

This body has a height varying from 1,130mm to 1,370mm, and offers load volumes from 8.6 to 25.8 m<sup>3</sup>, depending on the model. The beaters with folded spirals spread evenly on a width from 7 to 16 m per row, depending on the product.



### TORNADO3 MODELS<sup>(1)</sup>

	Off-road payload	Length before door	Inner body dimensions (m)		Height	Body volume before door	Manure volume before door	Manure volume up to beaters	Axle: □ (mm) - track (mm) - studs	Brakes (mm)
			Length up to beaters	Width						
<b>NEW</b> T5011/11V	11 t	5.0	5.5	1.45	1.13	8.6 m <sup>3</sup>	10.8 m <sup>3</sup>	12.0 m <sup>3</sup>	ADR 130x2100-10S	406 x 120
T5511/12V	12 t	5.5	6.0	1.45	1.13	9.5 m <sup>3</sup>	11.9 m <sup>3</sup>	13.3 m <sup>3</sup>	ADR 130x2100-10S	406 x 120
T5513/14V(H*)	13 t	5.5	6.0	1.45	1.37	11.5 m <sup>3</sup>	14.4 m <sup>3</sup>	16.1 m <sup>3</sup>	ADR 130x2100-10S	406 x 120
T5516/16V	14 t	5.5	6.0	1.45	1.57	13.1 m <sup>3</sup>	16.0 m <sup>3</sup>	17.8 m <sup>3</sup>	ADR 150x2100-10S	420 x 180
T6013/16V(H*)	15 t	6.0	6.5	1.45	1.37	12.7 m <sup>3</sup>	15.9 m <sup>3</sup>	17.6 m <sup>3</sup>	ADR 150x2100-10S	420 x 180
T6016/17V	15 t	6.0	6.5	1.45	1.57	14.3 m <sup>3</sup>	17.5 m <sup>3</sup>	19.3 m <sup>3</sup>	ADR 150x2100-10S	420 x 180
T6516/19V	16 t	6.5	7.0	1.45	1.57	15.6 m <sup>3</sup>	19.0 m <sup>3</sup>	20.9 m <sup>3</sup>	ADR 150x2100-10S	420 x 180
<b>NEW</b> T6013/16BV(H*)	15 t	6.0	6.5	1.45	1.37	12.70 m <sup>3</sup>	15.90 m <sup>3</sup>	17.60 m <sup>3</sup>	ADR 2x130x2300-10S	406 x 120
T6516/19BV	18 t	6.5	7.0	1.45	1.57	15.6 m <sup>3</sup>	19.0 m <sup>3</sup>	20.9 m <sup>3</sup>	ADR 2x130x2300-10S	406 x 120
T7016/21BV	20 t	7.0	7.5	1.45	1.57	16.8 m <sup>3</sup>	20.6 m <sup>3</sup>	22.4 m <sup>3</sup>	ADR 2x150x2300-10S	420 x 180
T7018/24BV	21 t	7.0	7.5	1.45	1.57 + 0.25	20.3 m <sup>3</sup>	23.9 m <sup>3</sup>	25.8 m <sup>3</sup>	ADR 2x150x2300-10S	420 x 180

<sup>(1)</sup> The first 2 figures refer to the average length, the next 2 ones to the average height and the last ones to the manure volume before the door.  
(H\*) Also available in HORIZON version.

# FERTI-CAP

## Wide Body for Spreading and Transport



### GENERAL POINTS


The JOSKIN Ferti-CAP with wide monocoque body in HLE 550 steel of 810 mm high spreads on a wide surface. With its capacities from 6.91 to 13.97 m<sup>3</sup>, it is very multi-functional in spreading and transport of various materials. According to the product, the large diameter of the vertical beaters with folded spirals allow to spread on a width from 8 to 12 m per row.

The beaters can easily be removed to convert the Ferti-CAP into a harvest trailer (silage and others).



### TRANSMISSION

The transmission is protected by elastic couplings between the boxes (1).



### SPECIFICATIONS

Hitching suspension	Cross-suspension with parabolic leaves
Moving floor	2 Ø 14 mm shipping chains
Vertical beaters	Ø 1,080 mm, 1,500 mm high, with 3 folded spirals
Teeth	Removable, in HARDOX 450 steel (80 x 6 mm)
Discs	Ø 1,140 mm with 3 blades
Drive	1,000 rpm
Rotation speed of the beaters	423 rpm

### FERTI-CAP MODELS<sup>(1)</sup>

	Off-road payload	Inner body dimensions (m)				Body volume before door	Manure volume before door	Manure volume up to beaters	Axle: □ (mm) - track (mm) - studs	Brakes (mm)
		Length before door	Length up to beaters	Width	Height					
FC4008/9U	8 t	4.17	4.72	2.04	0.81	6.91 m <sup>3</sup>	9.01 m <sup>3</sup>	10.25 m <sup>3</sup>	ADR 90x2000-8S	400 x 80
FC5008/10U	10 t	4.87	5.42	2.04	0.81	8.10 m <sup>3</sup>	10.54 m <sup>3</sup>	12.22 m <sup>3</sup>	ADR 100x2000-10S	400 x 80
FC5508/12U	12 t	5.67	6.22	2.04	0.81	9.45 m <sup>3</sup>	12.29 m <sup>3</sup>	13.97 m <sup>3</sup>	ADR 130x2000-10S	406 x 120
FC 5508/12BU	12 t	5.67	6.22	2.04	0.81	9.45 m <sup>3</sup>	12.29 m <sup>3</sup>	13.97 m <sup>3</sup>	ADR 2x90x2000-8S	350 x 60

<sup>(1)</sup> The first 2 figures refer to the average length, the next 2 ones to the average height and the last ones to the manure volume before the door.

**NEW**

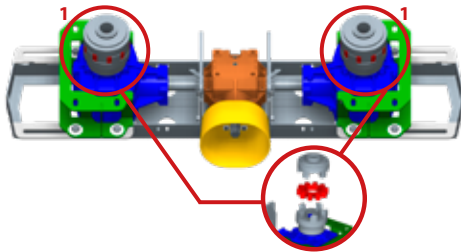
# FERTI-SPACE 2

A Spreader in the Wide Sense...



## TRANSMISSION

The transmission is protected by elastomer couplings between the boxes and the beaters (1) that will absorb shocks and therefore increase the lifespan of these boxes.



## SPECIFICATIONS

Hitching suspension	Cross-suspension with parabolic leaves
Moving floor	4 Ø 14 mm shipping chains
Vertical beaters	Ø 1,080 mm, height 1.830 mm (serie 11) or 2.080 mm (serie 14) with 4 olded spirals
Teeth	Removable, in HB 400 high tensile steel (type HARDOX), 80 x 12 mm
Discs	Ø 1,000 mm with 3 blades
Drive	1,000 rpm
Beater rotation speed	381 rpm



## GENERAL POINTS

The Ferti-SPACE 2 has a wide monocoque body in HLE steel, 1.050 mm or 1.350 mm high, offering a large spreading width. With its strong design and its capacities from 12 to 21 m<sup>3</sup>, it is a multi-functional machine for intensive use. The large diameter of the vertical beaters with folded spirals, allows the Ferti-SPACE2 to spread on a width from 8 to 16 m per row, depending on the product.

The hydraulic suspension is bolted to allow to adapt to different configurations. The drive shaft is perfectly adapted to powerful tractors (Ø 45).

The welded bottom has a reinforced moving floor with various advantages: the bolted wear slatts make maintenance operations easier, return to the tank is improved, the space between the tensioners is increased, the gearwheels are enlarged to completely follow the chains of the floor.

Furthermore, the pulleys are made of Ø 135 cast-iron and the two floors are fitted with a central separator.



## FERTI-SPACE 2 MODELS<sup>(1)</sup>

	Off-road payload	Inner body dimensions (m)								
		Length before door	Length up to beaters	Width	Height	Body volume before door	Manure volume before door	Volume volume up to beaters	Axle: □ (mm) - track (mm) - studs	Brakes (mm)
FS5511/15BU(H*)	14 t	5.5	6.05	2.05	1.05	12.32 m <sup>3</sup>	15.49 m <sup>3</sup>	17.04 m <sup>3</sup>	ADR 100/130x2100-10S	400 x 80
FS6011/17BU(H*)	16 t	6	6.55	2.05	1.05	13.41 m <sup>3</sup>	16.87 m <sup>3</sup>	18.42 m <sup>3</sup>	ADR 2x130x2100-10S	406 x 120
FS6511/18BU(H*)	18 t	6.5	7.05	2.05	1.05	14.51 m <sup>3</sup>	18.24 m <sup>3</sup>	19.79 m <sup>3</sup>	ADR 2x130x2100-10S	406 x 120
FS7011/20BU(H*)	20 t	7	7.55	2.05	1.05	15.60 m <sup>3</sup>	19.62 m <sup>3</sup>	21.17 m <sup>3</sup>	ADR 2x150x2100-10S	420 x 180
FS7014/25BU(H*)	22 t	7	7.55	2.05	1.35	20 m <sup>3</sup>	25.2 m <sup>3</sup>	27.2 m <sup>3</sup>	ADR 2x150x2100-10S	420 x 180
FS7011/20TRU(H*)	20 t	7	7.55	2.05	1.05	15.60 m <sup>3</sup>	19.62 m <sup>3</sup>	21.17 m <sup>3</sup>	ADR 3x150x2100-10S	420 x 180
FS7014/25TRU(H*)	26 t	7	7.55	2.05	1.35	20.50 m <sup>3</sup>	25.75 m <sup>3</sup>	27.80 m <sup>3</sup>	ADR 3x150x2100-10S	420 x 180

<sup>(1)</sup>The first 2 figures refer to the average length (in dm), the next 2 ones to the average height (in dm) and the last ones to the manure volume before the door (in m<sup>3</sup>).

(H\*) Also available in HORIZON version

# OPTIONS FOR MODELS WITH VERTICAL BEATERS

## Good Equipment for a Better Work!



### JOSKIN MUCK SPREADERS, A FEW OPTIONS...

Unless otherwise indicated, all options are available on the whole range of JOSKIN muck spreaders.

#### GUILLOTINE DOOR

A tight guillotine door, which can be adjusted on the full height of the beaters, can be installed. It avoids load losses during transport and makes it possible to regulate the flow while spreading.



*Guillotine door*



*Anti-blocking door runner*

#### HYDRAULIC INSTALLATION

An independent hydraulic installation is available to drive the moving floor or all hydraulic elements of the machine.

This option is interesting for use of the spreader by several owners (avoid oil mixing) or with a tractor with no sufficient hydraulic circuit.



*Hydraulic installation*

#### EXTENSIONS

- PVC protection for upper body strip
- Aluminium or wooden extensions (250 mm)



*PVC protection*



*Aluminium extensions*



*Wooden extensions*

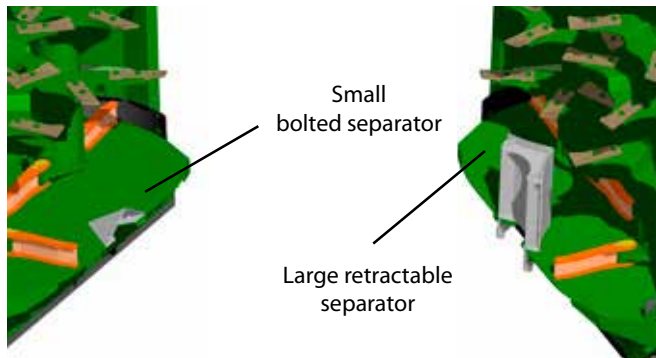
#### FLOOR TENSIONER

Every JOSKIN muck spreader is standard fitted with a mechanical floor tensioner. As an option, it is possible to choose a hydraulic model with hand pump.





## CENTRAL SEPARATORS



## LIMITATION BOARDS

These limitation boards, which can be mounted on the left or right-hand side, are used to spread at the field edge.

A double limitation board can also be mounted. The two parts are then independently opened. It is used for headland spreading.



*Limitation board*

## REAR GRATE



Protection grate for the beaters with hydraulic opening upwards (compulsory in some countries). On some models, the limitations boards can be combined with the rear grate.

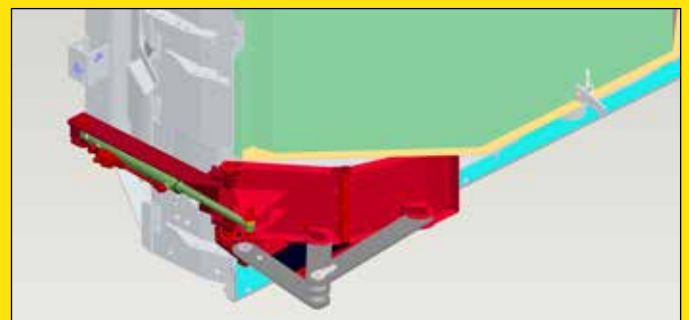
## CANOPY

JOSKIN proposes canopies with quick uncoupling or hydraulic opening, which are interesting tools to spread lighter products (poultry manure).

They can be fitted with a limitation board with hydraulic opening/closing to spread at the field edge.



*Canopy with quick uncoupling*



*Spreading canopy with limitation board(s)*

# TORNADO3 HORIZON

Precise and strong  
muck spreader

**NEW**




## GENERAL POINTS

The inside of the body measures respectively 5.5 m and 6 m long. The HORIZON swinging scatterer is made up of two horizontal beaters with Ø 600mm of diameter (rotation: 300 rpm) and two wide spreading discs (Ø 1,100 mm) with 3 blades ensure an optimal spreading pattern (rotation: 425 rpm).

The spreading table was designed to crumble and throw on large widths all type of products (cattle manure, compost, organic wastes, lime, poultry manure, etc.). The horizontal beaters and the spreading table allow to spread perfectly, even with a low flow.


The ovoid shape and the entangling of the spreading discs allow their integration in 1,100 mm on a narrow body. This large diameter and their perfect synchronization with the horizontal beaters allow a wide and homogeneous spreading.

The inside of the canopy is padded to prevent the matter to agglomerate against the rear wall.



## TRANSMISSION

The beaters are driven by P.T.O.-shaft (1,000 rpm) and turn at 300 rpm. Two P.T.O.-shafts with cam security protects the mechanism (the rotations systems of the beaters and discs are separate and the same applies to those of the discs and drive shaft).



## SPECIFICATIONS

Hitching suspension	Cross-suspension with parabolic leaves
Moving floor	2 Ø 16 mm shipping chains
Horizontal beaters	Ø 600 mm rotation speed 445 rpm
Teeth	Removable, in S700MC steel (194 x 50 mm)
Discs	Ø 1.100 mm with 3 blades (420 rotations min. rpm)
Drive	1,000 rpm
Overall dimensions of the spreading table	1,400 mm with 4 folded spirals

**TORNADO3 MODELS SEE PAGE 9**

## COMMON CHARACTERISTICS OF TORNADO3 HORIZON ET FERTI-SPACE 2 HORIZON

### Ø 600 MM HORIZONTAL BEATERS



The macerator, fitted with two horizontal beaters with a diameter of 600 mm and with two spreading discs, crumbles and shreds the matter very well.

### MECHANICAL TRANSMISSION BY P.T.O.-SHAFT



The beaters are driven by P.T.O.-shafts (1,000 rpm) to ensure the safety and the protection of the whole mechanism.

# FERTI-SPACE 2 HORIZON


Universal spreader  
high capacity

**NEW**



## TRANSMISSION

The beaters are driven by P.T.O.-shafts (1,000 rpm) and turn at 320 rpm. Security P.T.O.-shafts ensure the protection of the mechanism by separating the central box from the beaters and the loaders.




## SPECIFICATIONS

Hitching suspension	Cross-suspension with parabolic leaves
Moving floor	4 Ø 14 mm shipping chains
Horizontal beaters	Ø 600 mm rotation speed 320 rpm
Teeth	Removable, in S700MC steel (230 x 50 mm)
Discs	Ø 1.040 mm with 6 blades (500 rotations min. rpm)
Drive	1,000 rpm
Overall dimensions the spreading table	1,300 mm height (serie 11) or 1550 mm (serie 14) with 4 folded spirals


**FERTI-SPACE 2 MODELS SEE PAGE 11**

## GENERAL POINTS

The Ferti-SPACE 2 HORIZON is designed to spread different products (cattle manure, compost, organic wastes, lime, poultry manure, etc.) on large widths. The horizontal beaters and the spreading table allow to spread evenly, even with a low flow. The ISOBUS applications (through the FC4000 terminal) allow a highly precise spreading.



## LIMITATION BOARD ON THE LEFT/RIGHT



To spread at the field edge, JOSKIN spreaders can be fitted with an independent hydraulically controlled limitation board on the left and right.

## GUILLOTINE DOOR



SEE  
PAGE 12

# CARGO CHASSIS

## Multi-Purpose Chassis

TRM SERIES



TSM SERIES

### MODULAR CONCEPT

The CARGO concept allows to maximize the use of your agricultural implements thanks to a single basic chassis for 5 types of implements! It is a flexible and economical solution. Next to a slurry tanker, with or without spreading tool, the chassis can be fitted with a muck spreading body, a silage body, a Drakkar body or a monocoque agricultural tipping body.

### HITCHING

The CARGO chassis are standard fitted with the Hydro-Tandem (CARGO TSM) or Hydro-Tridem (CARGO TRM) hydraulic axle suspension.

This type of running gear combines the advantages of the axles that can easily be pulled over obstacles and the semi-independent axles offering a large clearance. This suspension works in closed circuit according to the communicating vessels principle. Large section pipes are used to improve the reactivity of the system, which is extremely useful in case of significant ground unevenness.

Finally, their 250 mm clearance ensures an optimal distribution of the loads in all circumstances.

*Hydropneumatic suspension  
Mounted on hydraulic ram with two  
nitrogen accumulators, it offers a high  
flexibility.*



### MANAGEMENT AND CONTROL

The CARGO chassis are fitted with electrovalves gathered on a monoblock basis and protected by a galvanized box.

This hydraulic distribution installation includes an entry block (capacity: 60 l/min or 120 l/min). A high number of hydraulic functions of the vehicles requires a low flow, but it is important to know which ones require a high flow, like the hydraulic motors of the turbo-filler, macerators, etc.



### CARGO CHASSIS MODELS

	Chassis length (m)	Stand	Axle(s): □ (mm) - track (mm) - studs	Brakes (mm)
CARGO TSM (6.6)	6.60	Hydraulic skid	ADR 2x150x2000-10S	420 x 180
CARGO TRM (6.6)	6.60	direct conn. to tractor	ADR 3x150x2000-10S	420 x 180
CARGO TRM (7.5)	7.55	(DA)	ADR 3x150x2000-10S	420 x 180



# CARGO SYSTEM

## Tools



### GENERAL POINTS

The JOSKIN CARGO multi-module carrier can be fitted with 2 models of Ferti-CARGO muck spreader with wide body for high capacities:

- a muck spreader with two vertical beaters with folded spirals to spread in a quality way and to spread on a 8 to 16 m width, depending on the product;
- the HORIZON model, designed to spread various products (cattle manure, compost, organic wastes, lime, poultry manure, etc.) on large widths, with horizontal beaters and spreading table for a good distribution.



Horizontal beaters

### FERTI-CARGO MODELS<sup>(1)</sup>

	Length before door	Inner body dimensions (m)		Height	Body volume before door	Manure volume before door	Manure volume up to beaters
		Length up to beaters	Width				
Ferti-CARGO 6011/17	6.00	6.55	2.05	1.05	13.41 m <sup>3</sup>	16.87 m <sup>3</sup>	18.42 m <sup>3</sup>
Ferti-CARGO 7011/20	7.00	7.55	2.05	1.05	15.60 m <sup>3</sup>	19.62 m <sup>3</sup>	21.17 m <sup>3</sup>
Ferti-CARGO 7014/25	7.00	7.55	2.05	1.35	20.00 m <sup>3</sup>	25.20 m <sup>3</sup>	27.20 m <sup>3</sup>

### FERTI-CARGO HORIZON MODELS<sup>(1)</sup>

Ferti-CARGO 6011/17	5.50	6.05	2.05	1.05	12.32 m <sup>3</sup>	15.49 m <sup>3</sup>	17.04 m <sup>3</sup>
Ferti-CARGO 7011/20	6.00	6.55	2.05	1.05	13.41 m <sup>3</sup>	16.87 m <sup>3</sup>	18.42 m <sup>3</sup>
Ferti-CARGO 7014/25	7.00	7.55	2.05	1.35	20.00 m <sup>3</sup>	25.20 m <sup>3</sup>	27.20 m <sup>3</sup>

<sup>(1)</sup> The first 2 figures refer to the average length, the next 2 ones to the average height and the last ones to the manure volume before the door.

# OPTIONS

## Management, Control and Novelties



### MANAGEMENT AND CONTROL

JOSKIN proposes three ways to control its spreaders:

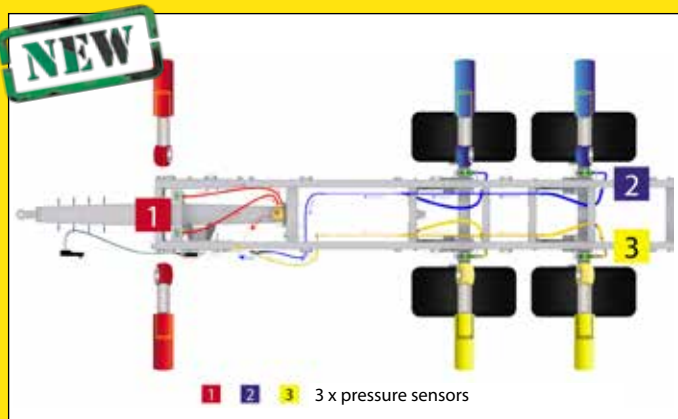
- 1 A DIRECT CONNECTION TO THE TRACTOR (DISTRIBUTORS)
- 2 AN ELECTRO-HYDRAULIC CONTROL VIA FERTI-CONTROL
- 3 AN ISOBUS SYSTEM VIA FERTI-ISOCONTROL OR THE ISOBUS TERMINAL OF THE TRACTOR

### DYNAMIC WEIGHING SYSTEM ON HYDRAULIC SUSPENSION

Vehicles fitted with a hydraulic hitching suspension and a hydraulic running gear can be fitted with this device.

Two pressure sensors located on the hydraulic circuit of the running gear, as well as one on the hitching suspension, are connected to a computer on the running gear. These sensors send cable signals so that the weight can be displayed on a screen in the tractor cabin. Another screen can be installed on a loader or on the vehicle in order to see the load weight at any time. This system is also compatible with Isobus and can be controlled through the Isobus terminal that replaces in this case the separate screen. It is available on tipping trailers, muck and slurry spreaders, multi-purpose and silage trailers.

On a muck spreader, the dynamic weighing system allows the "DPA" (flow in proportion to the driving speed) to be regulated according to the weight and to spread very precisely.



### FERTI-CONTROL

There are four control boxes to manage and control the JOSKIN muck spreaders. They each have their own functions and specifications.

- **FERTI-CONTROL 200:**
  - Door opening indicator
  - Spreader counter
  - Display of the moving floor speed (option)
- **FERTI-CONTROL 300:**
  - Floor on/off switch
  - Electric moving floor control
  - Inversion of the moving floor direction by tractor distributor
- **FERTI-CONTROL 500:**
  - Floor on/off switch
  - Electric moving floor control
  - Electric inversion of the moving floor direction
  - Any extra electro-hydraulic function (option)
- **FERTI-CONTROL 4000:**
  - Floor on/off switch
  - Electric moving floor control
  - Electric inversion of the moving floor direction
  - Any extra electro-hydraulic function (option)
  - Door opening indicator (option).
  - Flow proportional to the driving speed (DPA, option).



Ferti-CONTROL 200



Ferti-CONTROL 300



Ferti-CONTROL 500



Ferti-CONTROL 4000



## FLOW PROPORTIONAL TO THE DRIVING SPEED (DPA)

To spread precisely, JOSKIN proposes an electronic spreading management (DPA), which is available on ISOBUS and Ferti-Control 4000.

During the use, the operator indicates the loaded volume (full load, half load, etc.), the flow per hectare (in  $m^3$  or t/ha), the effective working width as well as the product density. If the system is combined with a weighing device, the operator first has to validate the load in the spreader (available on the weighing device). From this data and the selected loaded volume (full load, half load, etc.), the density will be calculated.

Then, he will choose the position of his door according to the matter to spread. Once this information is introduced in the terminal, the movement of the moving floor will be automatically controlled according to the demanded flow and to the driving speed of the spreader.

The regulation works in closed circuit and the moving floor speed is continuously controlled. This system ensures that the necessary floor speed will be respected even if the body is almost empty or if, on the contrary, it is well filled and if the spreader drives on a slope.



## ISOBUS

The interface of the JOSKIN control box, just like that of the automaton, can be replaced by the ISOBUS terminal that is already present in the tractor cabin. If there is none, the JOSKIN terminal can also be delivered. The aim is to ensure the communication between different tractors and the many implements (and vice versa) through a standardized language. This international standard is ever more used and allows a quick and easy connection ("plug & play") between various brands. One single control box in the cabin replaces several ones: a direct way to high-tech agriculture!

At JOSKIN, the ISOBUS allows to centralize, for instance, the electro-hydraulic controls, pressure sensors, injectors, the flow proportional to the advancement speed, or the dynamic weighing system.

Moreover, the Terminal is compatible with a GPS system for a precise guiding while spreading on the different parcels. Most tractor manufacturers are using this technology. Do not hesitate to consult us in case of doubt regarding the compatibility.



ISO Control Touch 800 - screen 10,4"



ISO Control Touch 1200 - 12,1" screen - double screen

# JOSKIN

**"QUALITY WITHOUT COMPROMISE"**



Non-contractual document. Data are subject to change without notice. The pictures do not necessarily correspond to standard equipment.

[www.joskin.com](http://www.joskin.com)

rue de Wergifosse, 39 • B-4630 Soumagne - BELGIUM • E-mail: [info@joskin.com](mailto:info@joskin.com) • Tel.: +32 (0) 43 77 35 45



Your local JOSKIN partner

